



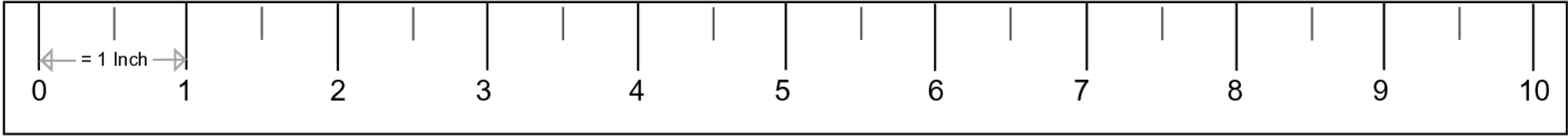
**HANNAH'S TREASURE CHEST**  
Enriching the Lives of Children in Need

Hannah's Treasure Chest carries only children's size clothing.


**NO JUNIORS. NO MISSES. NO ADULT.**

Please use numeric sizes on order forms.


	Baby/Small Toddler						Older Toddler & Young Child				Young Child to Early Teen						
Use this on order form	NB	3 Mo	6 Mo	9 Mo	12 Mo	18 Mo	2T	3T	4T	5T	6	7	8	10	12	14	16-18
General Size	NB	3 Mo	6 Mo	9 Mo	12 M	18 Mo	24 M or 2T	3T	XS	XS	S	S	M	M	L	L	XL



# kids' foot size chart



RIGHT INSTEP		LEFT INSTEP	
5 1/2	5	13	13
4 1/2	4	12	12
3 1/2	3	11	11
2 1/2	2	10	10
1 1/2	1	9	9
13 1/2	13	8	8
12 1/2	12	7	7
11 1/2	11	6	6
10 1/2	10	5	5
9 1/2	9	4	4
8 1/2	8	3	3
7 1/2	7	2	2
6 1/2	6	1	1
5 1/2	5	1/2	1/2
4 1/2	4		
3 1/2	3		
2 1/2	2		
1 1/2	1		
1/2	1/2		



right foot

left foot

**KOHL'S**

[www.kohls.com](http://www.kohls.com)



1. Stand up
  - Take off your shoes
  - Position your right heel firmly on heel line
2. Measure the length of your feet
  - Keep your socks snug but not restrictive against your toes
  - Press your toes flat against base of sizer
  - Look straight down over longest toe
  - See the line that it touches for your shoe size

3. Measure the width
  - Keep your heel on heel line
  - Align your right foot's left side to sizer's left side
  - Determine where this foot's right edge falls
  - Choose your width by the letters in the gray shaded area. ("D" is generally a medium or standard width for Kids.)

\*Remember to measure both feet!